



Gift of  
CURIOSITY

# Ladybug Do-a-Dot Printables

Thank you for downloading this resource from Gift of Curiosity! I do my best to proofread all content before posting, but if you spot a typo or other mistake, please let me know by contacting me at [katie@giftofcuriosity.com](mailto:katie@giftofcuriosity.com).

FIND MORE EDUCATIONAL PRINTABLES AT [www.giftofcuriosity.com/printables/](http://www.giftofcuriosity.com/printables/)

FIND MORE IDEAS FOR USING DO-A-DOT PRINTABLES TO PROMOTE LEARNING AT [www.giftofcuriosity.com/15-ideas/](http://www.giftofcuriosity.com/15-ideas/)

## Your use of this file is bound by these Terms of Use:

### PERSONAL USE:

*You may:* download and print this file for personal and classroom use.

*You may NOT:* copy, reproduce, modify, share, or publicly display any content from this file except for your own personal or classroom non-commercial use.

### NO REDISTRIBUTION:

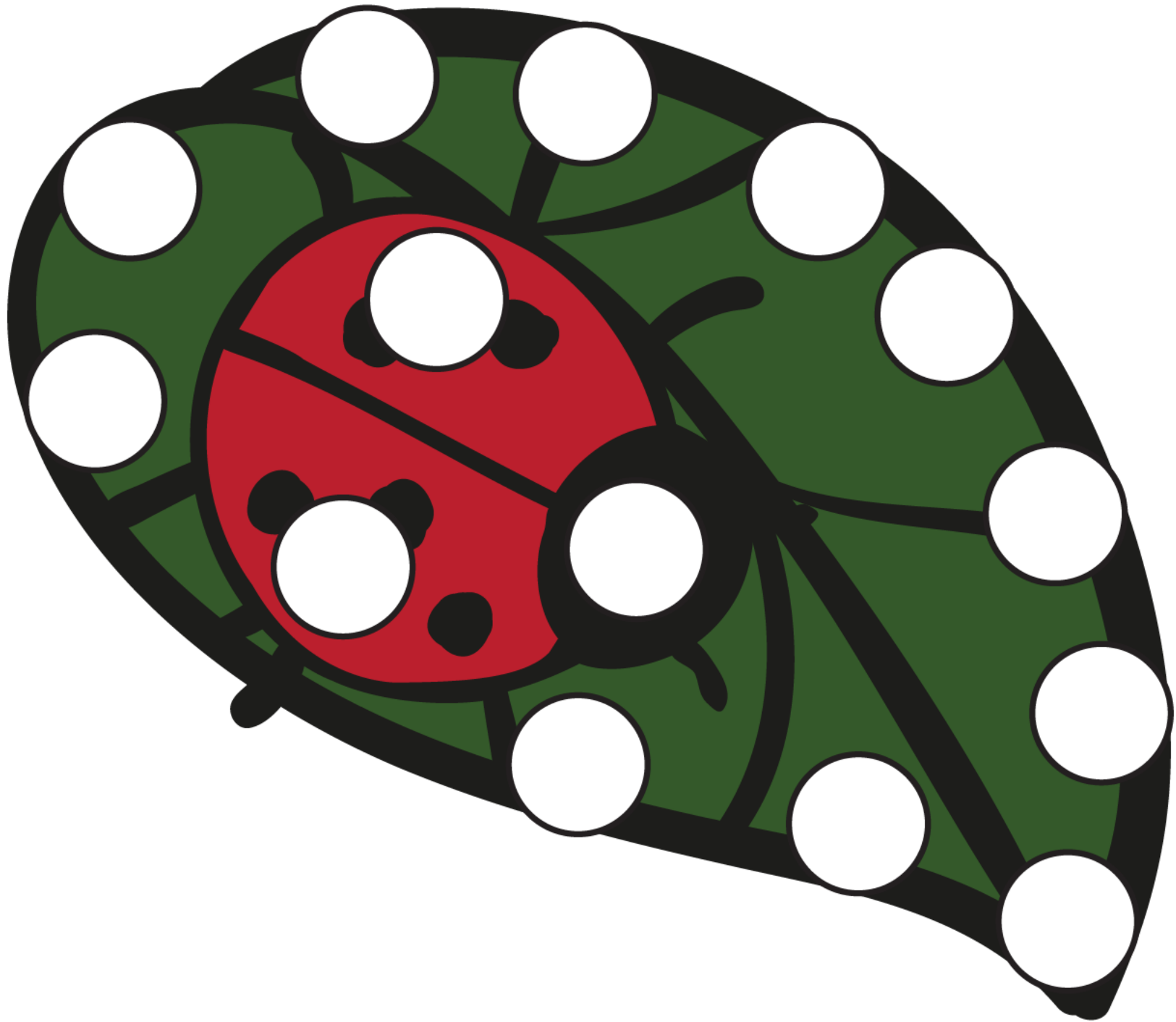
*You may:* provide others with a link to [www.giftofcuriosity.com/printables](http://www.giftofcuriosity.com/printables) or to the page that hosts these files so that they may download the file for themselves.


*You may NOT:* reproduce or redistribute this file either in whole or in part either electronically or in hard copy form. You may not email this file, host this file, or post this file to any website or listserve.

### NO COMMERCIAL USE:

*You may:* post pictures of your family using this file as long as you credit Gift of Curiosity.











*You may NOT:* use this file for any commercial purpose, such as to sell a product or service or to drive traffic to your website for commercial reasons.



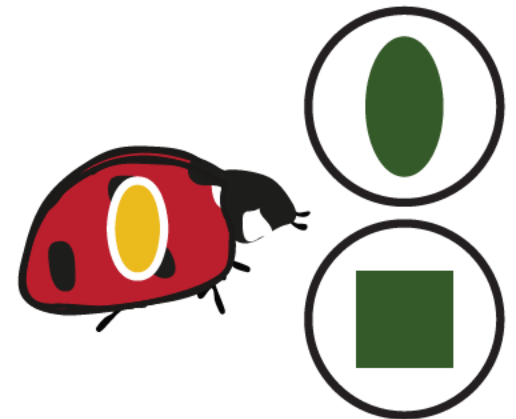
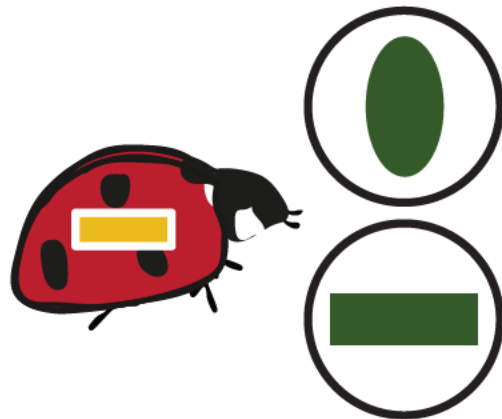
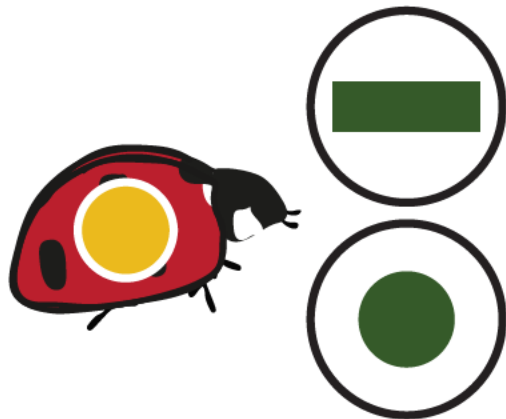
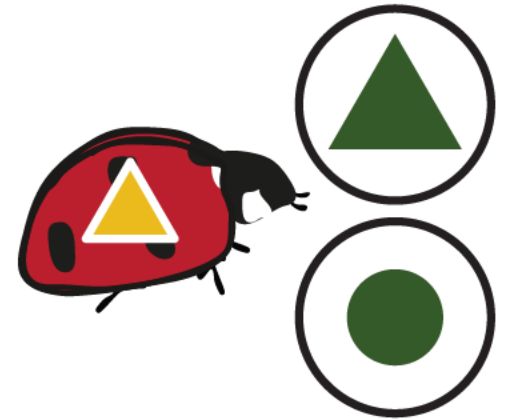






Mark the circle under all the things that can fly just like the ladybug.



Mark the circle next to each ladybug showing the shape on the ladybug.






is for  
ladybug




Make a trail from start to finish following the red ladybug.  
Remember to ignore the other colored ladybugs.






Finish 



Select the picture that comes next in the pattern.




Use do-a-dot markers to copy the letter patterns. Use a different color for each version of the letters below (e.g., red for uppercase, blue for lowercase)










Color the ladybugs with an uppercase L yellow



Color the ladybugs with a lowercase l blue



Find and mark each uppercase letter 'L' below.

M L D S L Q

B H L V R T

L O Z Y E L

L J P L D A

U L C

G I L

X L F



Find and mark each lowercase letter 'l' below.

k	c	g	l	h	i
d	l	z	f	l	u
l	y	b	l	x	v
m	j	l	e	l	t
w	l	n			
l	s	l			
q	a	r			



Make a trail from the ladybug to the leaf following the letters in alphabetical order from A to Z. Have your child say each letter's sound or each letter's name when marking it.



A			H	I	J
B			G		K
C	D	E	F		L
				N	M
S	R	Q	P	O	
T					
U	V	W	X	Y	Z



Make a trail from the ladybug to the leaf following the letters in alphabetical order from A to Z.



A	M	G	H	I	J
B	Q	F	W	D	K
C	D	E	S	M	L
I	Y	J	Z	N	C
S	R	Q	P	O	G
T	B	M	C	U	K
U	V	W	X	Y	Z




1

sun



2

ladybugs




3

flowers



4

clouds


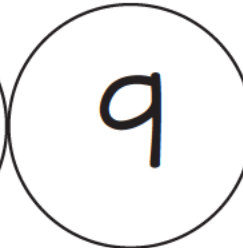





Count the number of ladybugs in each row. Then fill in as many circles as there are ladybugs.  
For example, if you count three ladybugs in the row, fill in three circles.



Make a trail from the ladybug to the flower following the numbers from 1 to 10.  
Have your child name each number when marking it.



Make a trail from the ladybug to the flower following the numbers from 1 to 10.  
Have your child name each number when marking it.



1	2	3	4	C
Q	E	F	5	0
J	C	W	6	Z
U	Y	T	7	p
X	K	M	8	L
p	D	H	9	10



Make a trail from the ladybug to the flower following the numbers from 1 to 20.  
Remember to ignore the letters.



1	2	3	W	C	K
Q	A	4	G	O	L
J	F	5	B	Z	R
U	7	6	T	P	H
9	8	E	16	17	18
10	D	Y	15	I	19
11	12	13	14	S	20

