

Thank you for downloading this resource from Gift of Curiosity! I do my best to proofread all content before posting, but if you spot a typo or other mistake, please let me know by contacting me at [katie@giftofcuriosity.com](mailto:katie@giftofcuriosity.com).

FIND MORE EDUCATIONAL PRINTABLES AT [www.giftofcuriosity.com/printables/](http://www.giftofcuriosity.com/printables/)

FIND MORE IDEAS FOR USING DO-A-DOT PRINTABLES TO PROMOTE LEARNING AT [www.giftofcuriosity.com/15-ideas/](http://www.giftofcuriosity.com/15-ideas/)

### Your use of this file is bound by these Terms of Use:

#### PERSONAL USE:

*You may:* download and print this file for personal and classroom use.

*You may NOT:* copy, reproduce, modify, share, or publicly display any content from this file except for your own personal or classroom non-commercial use.

#### NO REDISTRIBUTION:

*You may:* provide others with a link to [www.giftofcuriosity.com/printables](http://www.giftofcuriosity.com/printables) or to the page that hosts these files so that they may download the file for themselves.

*You may NOT:* reproduce or redistribute this file either in whole or in part either electronically or in hard copy form. You may not email this file, host this file, or post this file to any website or listserve.

#### NO COMMERCIAL USE:



*You may:* post pictures of your family using this file as long as you credit Gift of Curiosity.


*You may NOT:* use this file for any commercial purpose, such as to sell a product or service or to drive traffic to your website for commercial reasons.

Gift of  
CURIOSITY




If you like this activity,  
you might also enjoy. . .







Chick




Cow



Donkey




Duck




Goat






Horse






Pig




Rooster
















Sheep





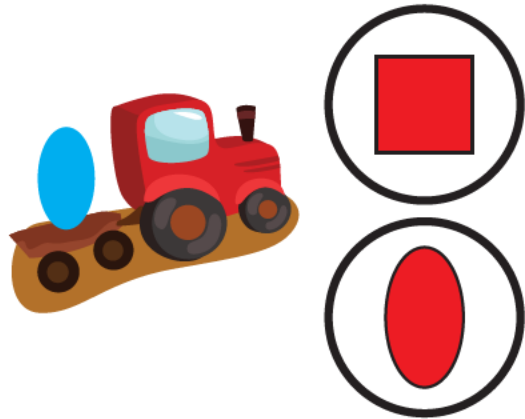
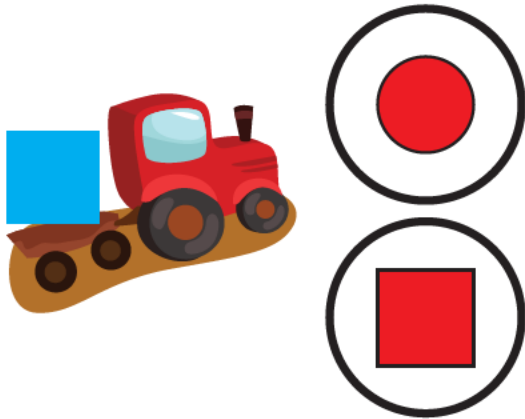
Follow the arrows to get from the tractor to the barn.  
Be sure to collect all 8 farm animals as you go!




Mark the circle under all the animals that might live on a farm.



Mark the circle next to each farm truck showing the shape it is carrying on the flatbed.





is for  
farm







Make a trail from start to finish following the red barns.  
Remember to ignore the other colored barns.

START



FINISH


Select the picture that comes next in the pattern.



Use do-a-dot markers to copy the letter patterns. Use a different color for each version of the letters below (e.g., red for uppercase, blue for lowercase)



Find and mark each uppercase letter 'F' below.



Z

F

V

G

W

T

D

F

B

X

Y


L

R

E

K

F



N

F

J

Q

U

H

M

F




F

P

C

S

Find and mark each lowercase letter 'f' below.



f

q

c

w

u

f

a

f

s

b

z

i

l


e

f

m

d

o



n

g

h

f

r

t

y


k

p

f



Help the pig join his friends in the mud pit following the letters in alphabetical order from A to Z. Have your child say each letter's sound or each letter's name when marking it.





Help the pig join his friends in the mud pit following the letters in alphabetical order from A to Z.




A	W	R	F	G	S
B	C	D	E	H	Y
M	L	K	J	I	M
N	O	E	B	N	G
T	P	A	V	W	X
D	Q	Y	U	H	Y
H	R	S	T	E	Z






1

goat



2

horses




3

roosters



4

chicks



Count the number of animals in each row. Then fill in as many circles as there are animals. For example, if you count three animals in the row, fill in three circles.




Five empty circles, each containing a number from 1 to 5, for counting the animals in the row above.




Five empty circles, each containing a number from 1 to 5, for counting the animals in the row above.



Five empty circles, each containing a number from 1 to 5, for counting the animals in the row above.



Five empty circles, each containing a number from 1 to 5, for counting the animals in the row above.



Five empty circles, each containing a number from 1 to 5, for counting the animals in the row above.

Make a trail from the horse to the barn following the numbers from 1 to 10. Have your child name each number when marking it.



1

2

3

4

5

6

7


8

9

10



Make a trail from the horse to the barn following the numbers from 1 to 10. Have your child name each number when marking it.



Make a trail from the horse to the barn following the numbers from 1 to 20. Remember to ignore the letters.



1	A	X	K	H	N
2	G	8	9	10	L
3	F	7	B	11	P
4	5	6	13	12	T
Q	C	15	14	G	O
J	M	16	Z	R	E
W	H	17	18	19	20

