



Gift of
CURIOSITY

Fall Do-a-Dot Printables

Thank you for downloading this resource from Gift of Curiosity! I do my best to proofread all content before posting, but if you spot a typo or other mistake, please let me know by contacting me at katie@giftofcuriosity.com.

FIND MORE EDUCATIONAL PRINTABLES AT www.giftofcuriosity.com/printables/

FIND MORE IDEAS FOR USING DO-A-DOT PRINTABLES TO PROMOTE LEARNING AT www.giftofcuriosity.com/15-ideas/

Your use of this file is bound by these Terms of Use:

PERSONAL USE:

You may: download and print this file for personal and classroom use.

You may NOT: copy, reproduce, modify, share, or publicly display any content from this file except for your own personal or classroom non-commercial use.

NO REDISTRIBUTION:

You may: provide others with a link to www.giftofcuriosity.com/printables or to the page that hosts these files so that they may download the file for themselves.


You may NOT: reproduce or redistribute this file either in whole or in part either electronically or in hard copy form. You may not email this file, host this file, or post this file to any website or listserve.


NO COMMERCIAL USE:

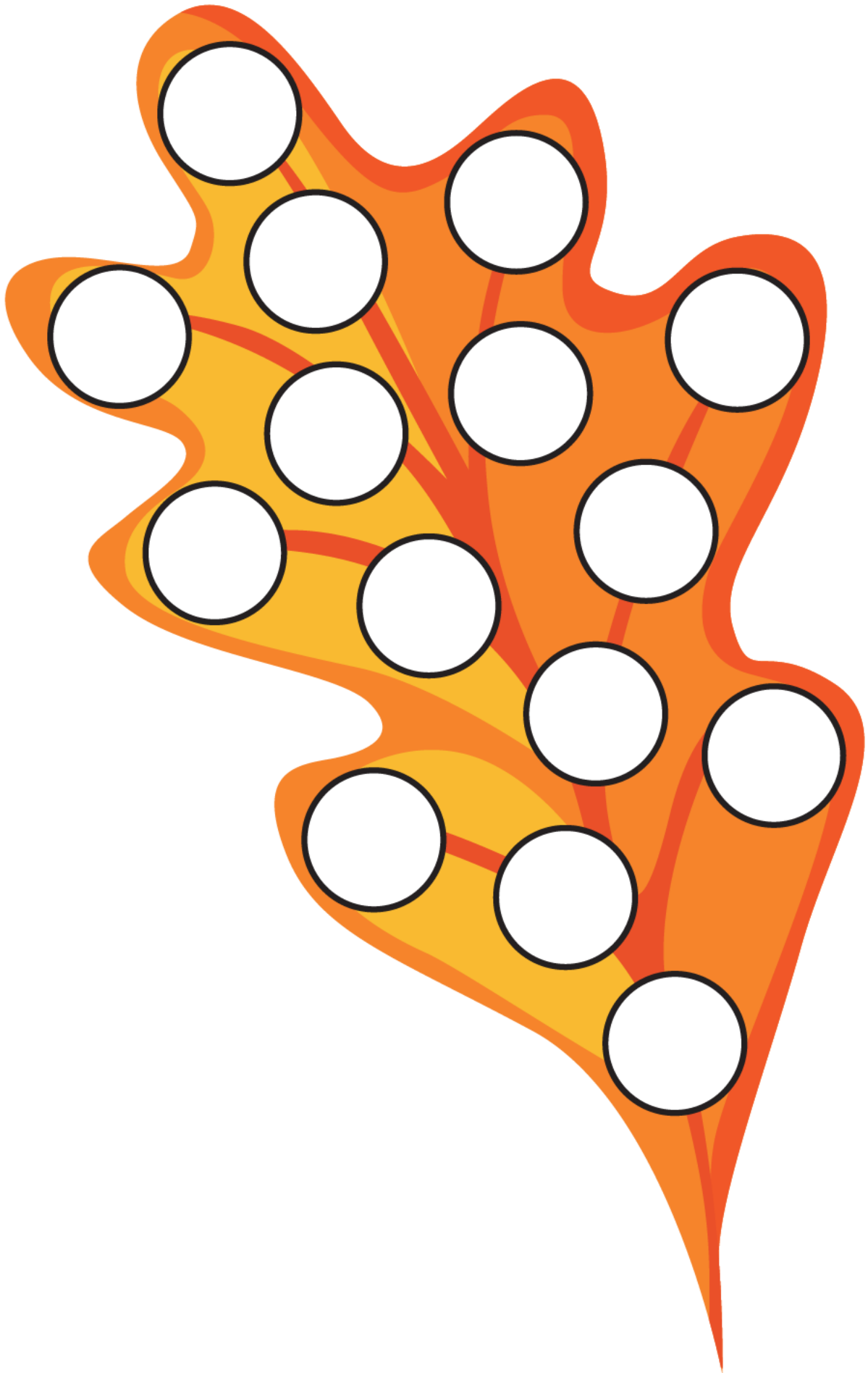
You may: post pictures of your family using this file as long as you credit Gift of Curiosity.


You may NOT: use this file for any commercial purpose, such as to sell a product or service or to drive traffic to your website for commercial reasons.








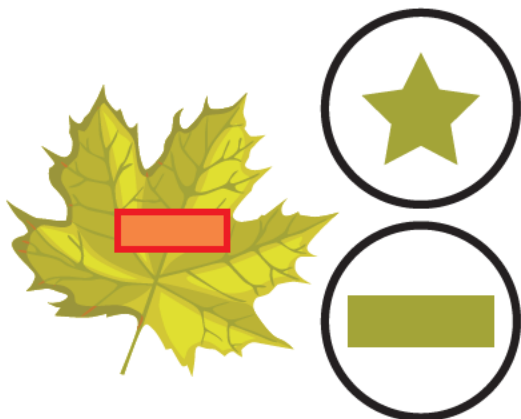













Mark the circle next to each leaf showing the shape on the leaf.



is for
leaves






is for
fall





Make a trail from start to finish following the orange leaves.
Remember to ignore the other colored leaves.

START

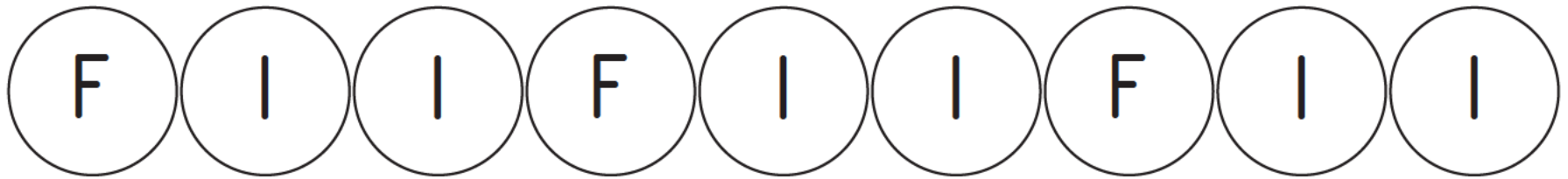
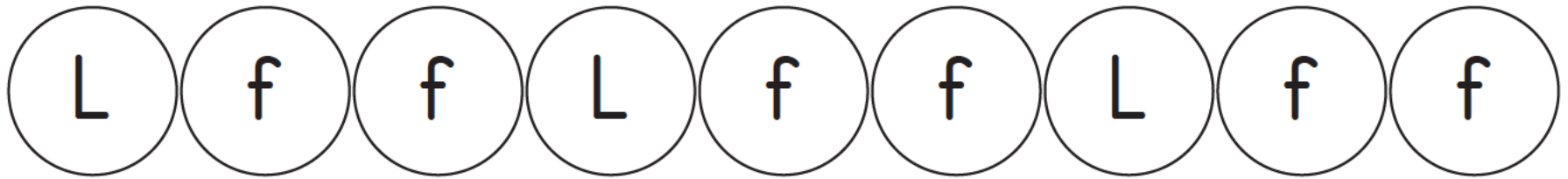
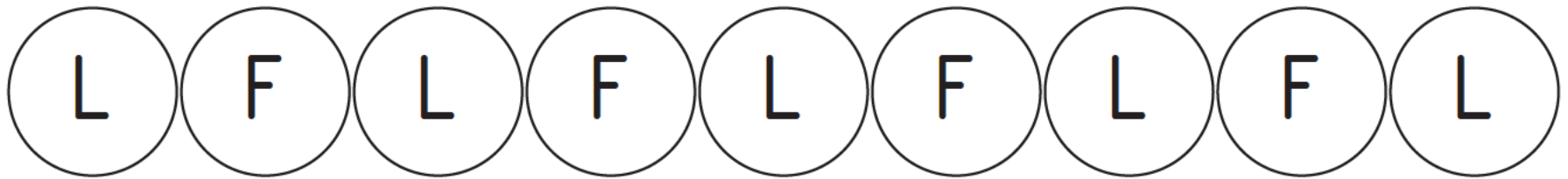
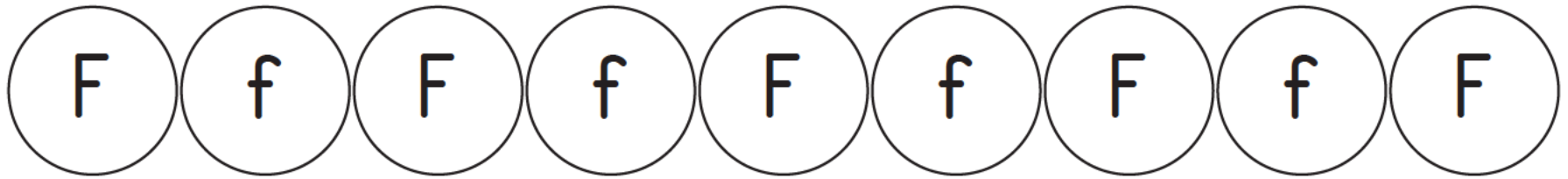
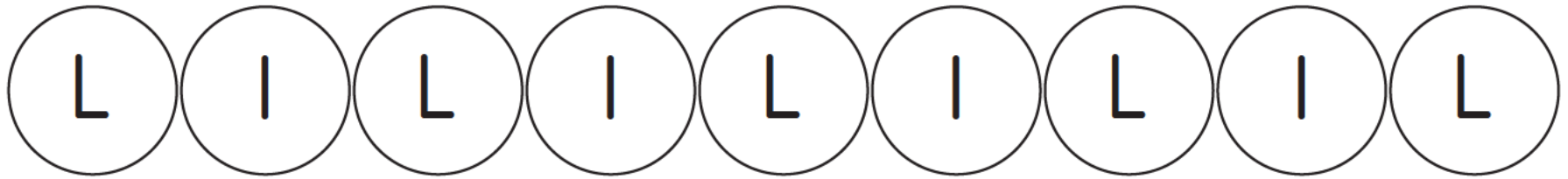


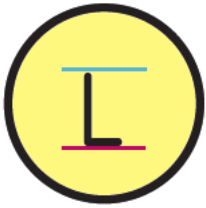
FINISH

Select the picture that comes next in the pattern.

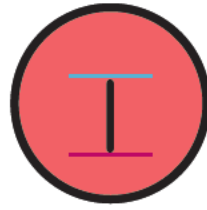


Use do-a-dot markers to copy the letter patterns. Use a different color for each version of the letters below (e.g., red for uppercase, blue for lowercase)






Color the leaves with an uppercase L yellow




Color the leaves with a lowercase l red






Color the acorns & pumpkins with an uppercase F yellow



Color the acorns & pumpkins with a lowercase f red



Find and mark each uppercase letter 'L' below.

H O J B L G

A L E R O V

N Q L S W P

L I F L U C

X D L

Y L T

L K Z



Find and mark each lowercase letter 'l' below.

q l z u j k

e w x l m h

l f s c g l

p n l r y v

b l t

l d a

n y l



Make a trail from the orange leaf to the yellow leaf following the letters in alphabetical order from A to Z. Have your child say each letter's sound or each letter's name when marking it.



A			H	I	J
B			G		K
C	D	E	F		L
				N	M
S	R	Q	P	O	
T					
U	V	W	X	Y	Z



Make a trail from the red leaf to the yellow leaf following the letters in alphabetical order from A to Z.



A	W	R	F	G	S
B	C	D	E	H	Y
M	L	K	J	I	M
N	O	E	B	N	G
T	P	A	V	W	X
D	Q	Y	U	H	Y
H	R	S	T	E	Z



1

squirrel




2

acorns




3

orange
leaves



4

yellow leaves



Count the number of leaves in each row. Then fill in as many circles as there are leaves. For example, if you count three leaves in the row, fill in three circles.



Five empty circles in a row, each containing a number from 1 to 5.



Five empty circles in a row, each containing a number from 1 to 5.



Five empty circles in a row, each containing a number from 1 to 5.



Five empty circles in a row, each containing a number from 1 to 5.



Five empty circles in a row, each containing a number from 1 to 5.

Make a trail from the squirrel to the acorn following the numbers from 1 to 10. Have your child name each number when marking it.



1

2

3

4

5

6

7

8

9

10



Make a trail from the squirrel to the acorn following the numbers from 1 to 10. Have your child name each number when marking it.



1	Q	J	R	D
2	E	F	Z	O
3	4	5	6	Y
U	Z	T	7	P
X	K	A	8	L
P	B	H	9	10



Make a trail from the squirrel to the acorn following the numbers from 1 to 20. Remember to ignore the letters.



1	A	X	K	H	N
2	G	8	9	10	L
3	F	7	B	11	P
4	5	6	13	12	T
Q	C	15	14	G	O
J	M	16	Z	R	E
W	H	17	18	19	20

