



Thank you for downloading this resource from Gift of Curiosity! I do my best to proofread all content before posting, but if you spot a typo or other mistake, please let me know by contacting me at katie@giftofcuriosity.com.

FIND MORE EDUCATIONAL PRINTABLES AT www.giftofcuriosity.com/printables/

FIND MORE IDEAS FOR USING DO-A-DOT PRINTABLES TO PROMOTE LEARNING AT www.giftofcuriosity.com/15-ideas/

Your use of this file is bound by these Terms of Use:

PERSONAL USE:

You may: download and print this file for personal and classroom use.

You may NOT: copy, reproduce, modify, share, or publicly display any content from this file except for your own personal or classroom non-commercial use.

NO REDISTRIBUTION:

You may: provide others with a link to www.giftofcuriosity.com/printables or to the page that hosts these files so that they may download the file for themselves.

You may NOT: reproduce or redistribute this file either in whole or in part either electronically or in hard copy form. You may not email this file, host this file, or post this file to any website or listserve.

NO COMMERCIAL USE:

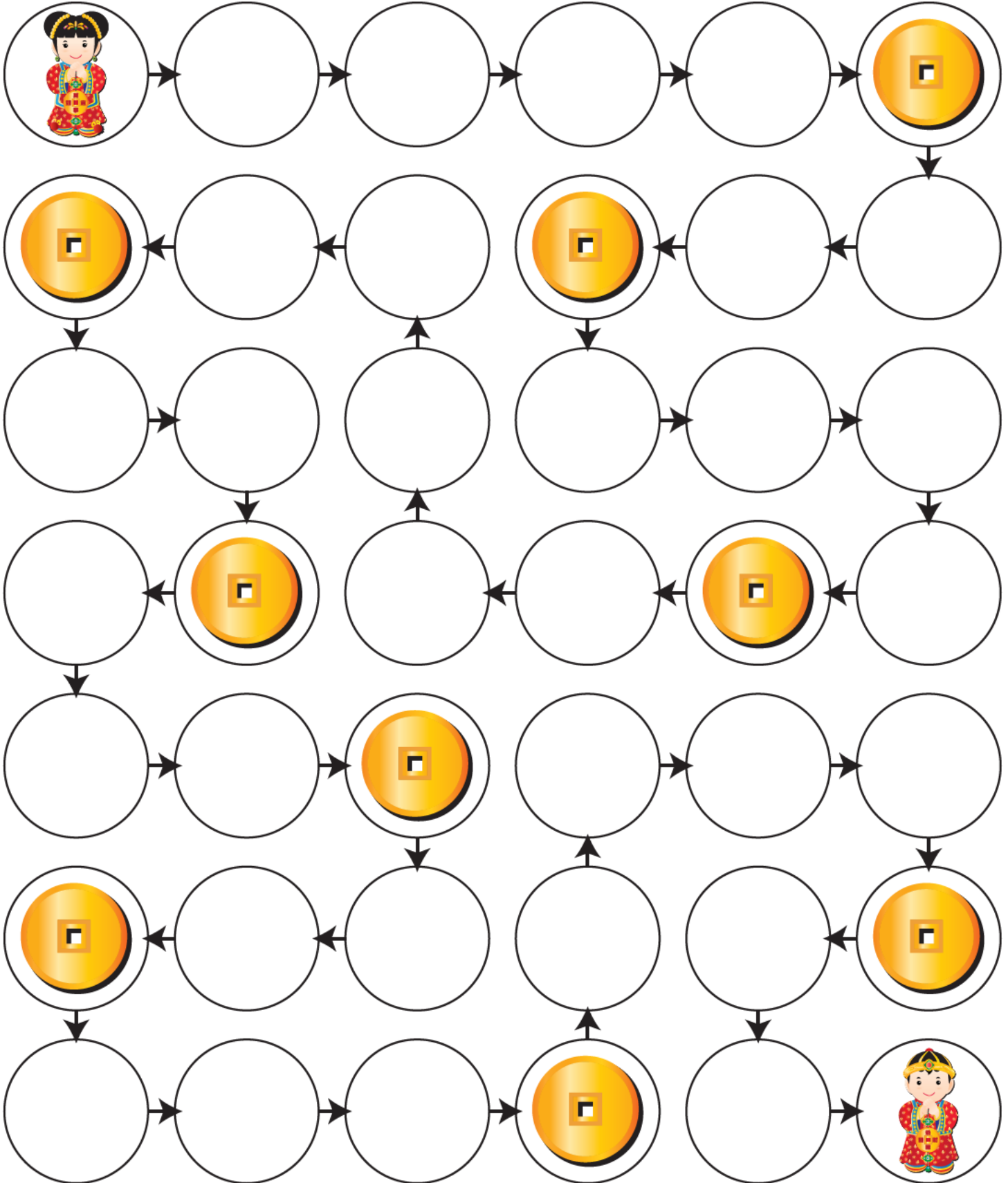
You may: post pictures of your family using this file as long as you credit Gift of Curiosity.

You may NOT: use this file for any commercial purpose, such as to sell a product or service or to drive traffic to your website for commercial reasons.











Follow the arrows to get from the girl to the boy.
Be sure to collect all 9 gold coins as you go!



Mark the circle next to each Chinese New Year decoration showing the shape on the decoration.






is for
new year






Color the firecrackers with an uppercase N yellow



Color the firecrackers with a lowercase n red



Use a do-a-dot marker to mark each uppercase letter 'N' below.



N A W K

C R N U

T N L S

Y J N N

M N U G

E X H F

O N Q D

Use a do-a-dot marker to mark each lowercase letter 'n' below.



r n p k

v d u n

s q n w

n j n a

m b z x


e n f g

n t c o

Make a trail from the boy to the gold coins following the letters in alphabetical order from A to Z. Have your child say each letter's sound or each letter's name when marking it.



Make a trail from the boy to the gold coins following the letters in alphabetical order from A to Z. Remember to ignore the numbers.



1

girl



2

boys




3

coins



4

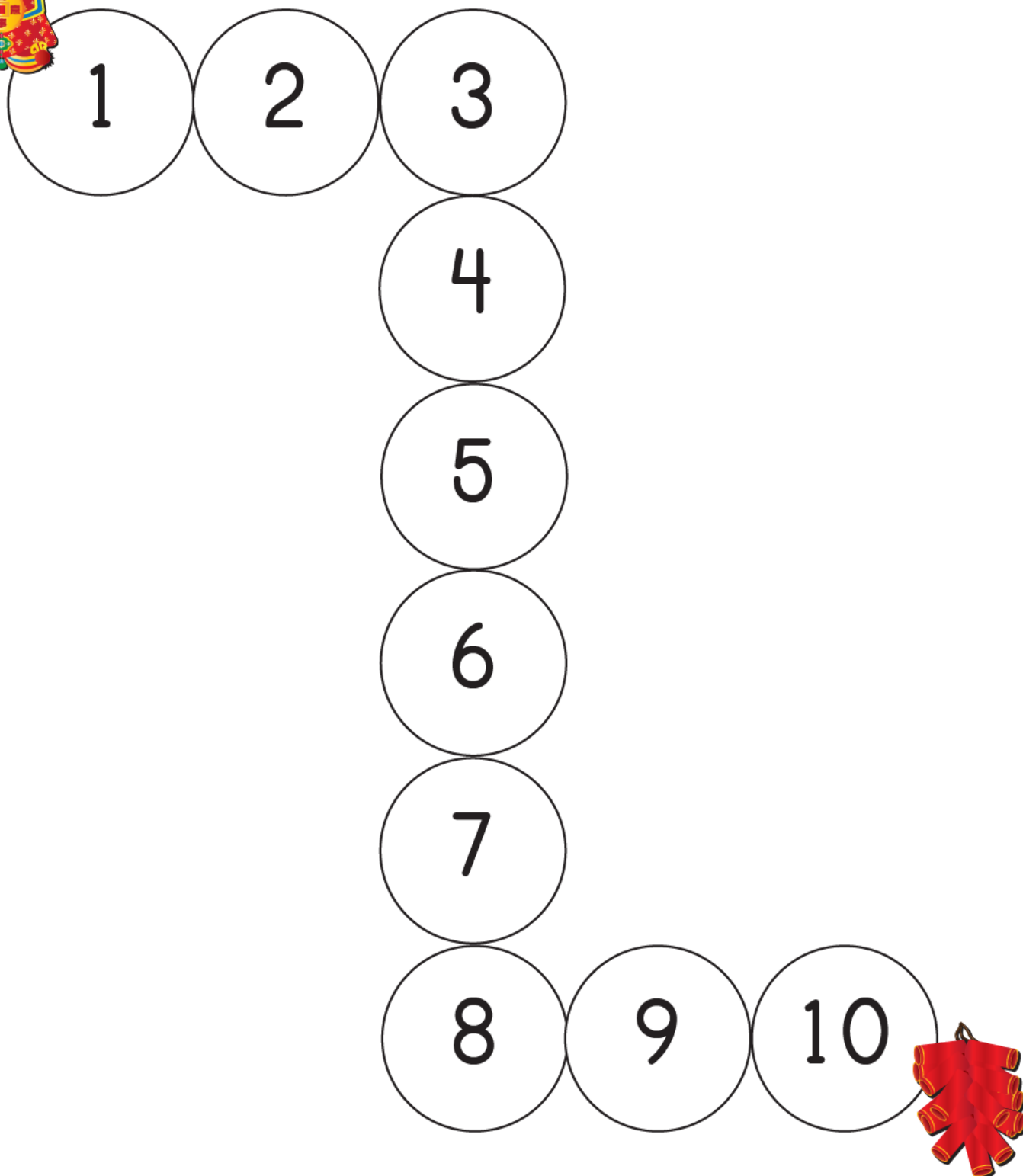
oranges




Count the number of gold coins in each row. Then fill in as many circles as there are coins. For example, if you count three coins in the row, fill in three circles.



Make a trail from the girl to the firecrackers following the numbers from 1 to 10. Have your child name each number when marking it.



Make a trail from the girl to the firecrackers following the numbers from 1 to 10. Have your child name each number when marking it.



Make a trail from the girl to the firecrackers following the numbers from 1 to 20. Remember to ignore the letters.



1	2	3	W	C	K
Q	A	4	G	O	L
J	F	5	B	Z	R
U	7	6	T	P	H
9	8	E	16	17	18
10	D	Y	15	I	19
11	12	13	14	S	20

